



# FLO KING STAINLESS STEEL PUMPS AND FILTER ATTACHMENTS



## PREFERRED MATERIAL OF CONSTRUCTION FOR ...

- Aggressive, high-temperature alkaline cleaners
- Post-anodize hot seal tanks (often over 200° F, 93° C)
- Caustic chemical strippers
- Many permanganate solutions for printed circuits
- Other baths that cause plastics to warp, swell, crack or otherwise fail

(L-r) Stainless steel BX3000, BX1200, SP12K, Lab Series, and BX5000 pumps. Low-profile BXL2500 and BXL5000 (Bulletins 14.2 & 14.5) also available in stainless.

Stainless steel units are outstanding for solution circulation where plastics won't do.

With the appropriate cartridge holder, these units can also be used for filtration.

All models made of 316 material. Attachments include the stainless-steel items shown below.



**Single Cartridge Holder.**  
Threaded end screws onto impeller housing to accept one filter cartridge. Used primarily on 1200 model.



**Double Cartridge Holder.**  
Holds two filter cartridges. Fits 1200, 2500, 3000 & 5000 stainless models.




**Quad Cartridge Holder.**  
Lots of solids? Use four cartridges on 1200, 2500, 3000 or 5000 model.

**Slide-In Filter Cartridge Adapter (SIFCA).** Allows operator to change filter cartridges without moving pump from tank. See Bulletin 19 for product details.



**Filter Cartridges.**  
If conventional filters will not survive solution, pleated stainless steel cartridge can be cleaned and reused indefinitely. Adapter head mounts directly to cartridge holder.

**Elbow & Extension.**  
Directs and streamlines flow of solution from pump discharge port.



**Strainers.**  
Protect pump impeller from foreign objects that may be in solution.

**Floductors.**  
Nozzles for those who wish to add pipe sparging system to pump discharge port (see Bulletin 23).

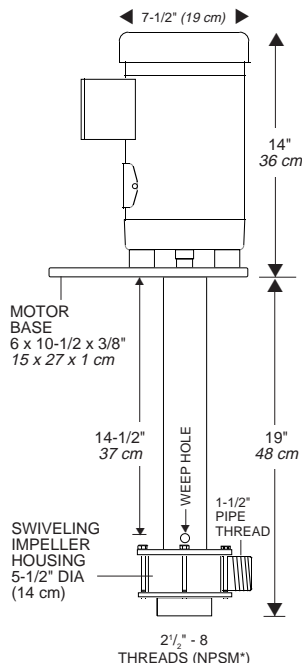


Pioneers of In-Tank Filtration ★ [www.floking.com](http://www.floking.com) ★ e-mail: [floking@sprintmail.com](mailto:floking@sprintmail.com)

CUSTOM MASTERS, INC. • 401 LAKE BENNETT CT., LONGWOOD, FL 32750-6341 USA • 407-331-4634 FAX 407-331-0575

## FLO KING STAINLESS STEEL PUMPS & FILTER ATTACHMENTS

Flo King systems made of CPVC and polypropylene satisfy most applications in the metal finishing industry. However, where plastics are damaged by aggressive chemicals and/or high temperatures, stainless steel is often a viable alternative. Standard Flo King SP12K, BX5000, BX3000, and BX1200 stainless steel units are available in a single pump body length, as shown below. Low-profile BXL2500 and BXL5000 available only in 12" body length. Call for availability and pricing on custom lengths. Stainless steel Lab Series units available in the same lengths and dimensions shown on Bulletin 16. All models except Lab Series feature our 360° swiveling impeller housing to enable preferred positioning of discharge port in tank. Stainless steel parts manufactured from 316 material.



### Stainless Steel SP12K

**Flow Rate:** 12,000 gallons per hour (45,000 liters per hour) at 60 Hz. A reduction of 18% ( $\pm 3\%$ ) is typical at 50 Hz.

**Pressure:** 50 feet (15.25 meters) of head pressure (15 psi)

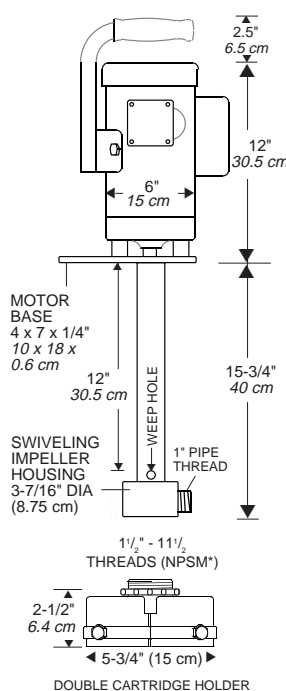
**Weight:** 69 pounds (31 kg)

**Motor:** Epoxy-coated, TEFC, Thermally Protected. Ready for hard wiring (does not include cord or plug). Available in:

- 3 phase, 3 HP (2235 watt), 208-230/460 V, 8 - 7.4/3.7 A, 60 Hz, 3450 RPM.
- 3 phase, 3 HP, 220/380/440 V, 8.2/4.7/4.2 A, 50 Hz, 2850 RPM
- Single phase, 3 HP, 208-230 V, 13.7-12.5 A, 60 Hz, 3450 RPM

**Operation:** To ensure proper operation and for best results, solution should be 4" (10 cm) or more above Weep Hole on pump body. Solution should also be at least 2" (5 cm) below Motor Base.

\* National Pipe, Straight Mechanical



### Stainless Steel BX5000

**Flow Rate:** 5,000 gallons per hour (19,000 liters per hour) at 60 Hz. A reduction of 18% ( $\pm 3\%$ ) is typical at 50 Hz.

**Pressure:** 27 feet (8.2 meters) of head pressure

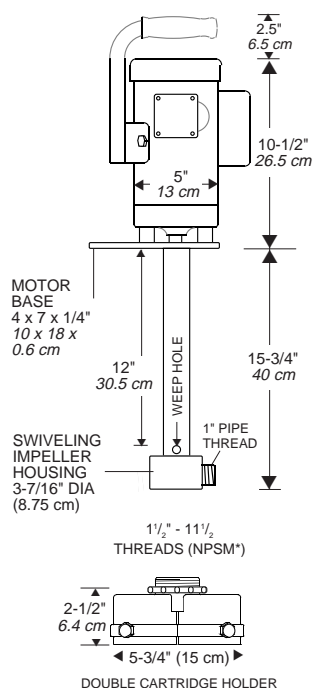
**Weight:** 38 pounds (17 kg)

**Motor:** Epoxy-coated, TEFC, Thermally Protected. Available in:

- Single phase, 3/4 HP (560 watt), 120/240 V, 11/5.5 A, 50/60 Hz, 2850/3450 RPM
  - 3 phase, 1 HP (760 watt), 230/460 V, 3.0/1.5 A, 60 Hz, 3450 RPM.
- Note: There is an additional charge for 3-phase motors.*

**Operation:** To ensure proper operation and for best results, solution should be 4" (10 cm) or more above Weep Hole on pump body. Solution should also be at least 2" (5 cm) below Motor Base. Threaded Double or Quad Cartridge Holder required for filtration applications.

\* National Pipe, Straight Mechanical



### Stainless Steel BX3000

**Flow Rate:** 3,000 gallons per hour (11,000 liters per hour) at 60 Hz. A reduction of 18% ( $\pm 3\%$ ) is typical at 50 Hz.

**Pressure:** 27 feet (8.2 meters) of head pressure

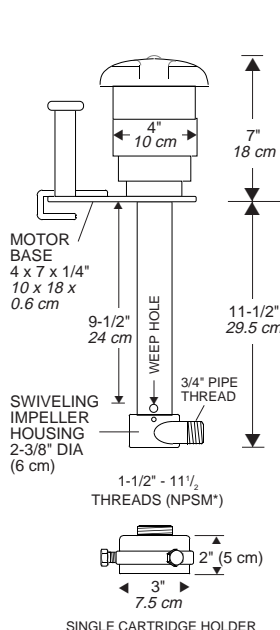
**Weight:** 30 pounds (13.5 kg)

**Motor:** Epoxy-coated, TEFC, Thermally Protected. Available in:

- Single phase, 1/3 HP (250 watt), 120/240 V, 6.0/3.0 A, 50/60 Hz, 2850/3450 RPM
- Call for information on 3-phase motors for BX3000.

**Operation:** To ensure proper operation and for best results, solution should be 3" (8 cm) or more above Weep Hole on pump body. Solution should also be at least 2" (5 cm) below Motor Base. Threaded Double or Quad Cartridge Holder required for filtration applications.

\* National Pipe, Straight Mechanical



### Stainless Steel BX1200

**Flow Rate:** 1200 gallons per hour (4500 liters per hour) at 60 Hz. A reduction of 18% ( $\pm 3\%$ ) is typical at 50 Hz.

**Pressure:** 12 feet (3.6 meters) of head pressure

**Weight:** 12 pounds (5.5 kg)

**Motor:** Epoxy-coated, TEFC, Thermally Protected. Available in:

- Single phase, 1/12th HP (60 watt), 115 V, 2.6 A, 60 Hz, 3000 RPM
- Single phase, 1/12th HP, 230 V, 1.3 A, 50/60 Hz, 3000 RPM
- Single phase, 1/12th HP, 115 V, 2.6 A, 50/60 Hz, 3000 RPM

**Operation:** To ensure proper operation and for best results, solution should be at least 1" above Weep Hole on pump body. Threaded Single, Double or Quad Cartridge Holder required for filtration applications.

\* National Pipe, Straight Mechanical